



**images.MD, the online encyclopedia of medical images, compiles more than 48,000 images from more than 90 collections ranging from allergy to urology, each accompanied by detailed and informative text contributed by more than 2000 medical experts.**

## Features

### Content

- More than 48,000 high-quality medical images.
- Authoritative explanatory text accompany each medical image.
- More than 90 subject collections ranging from allergy to cardiology, from neurology to urology.
- 2000 of the world's leading medical experts contribute to this extensive resource.

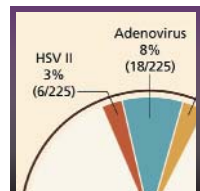
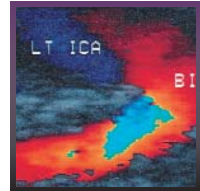
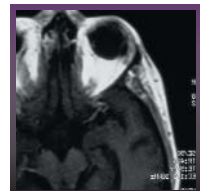
### Search Facilities

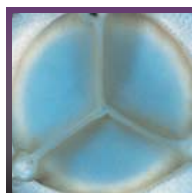
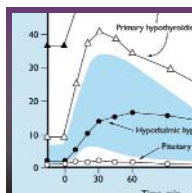
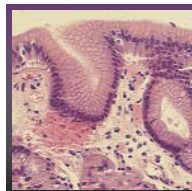
- Browse the image database by specialty or collection (e.g., Fungal Infections, AIDS, Diabetes).
- Search by keyword.
- Search by image type (e.g., table, diagram, or photograph).

### Subscriber Benefits

As a subscriber, you are able to:

- Create your own image library
- Personalize your collection
- Add, edit, or delete text, or add personal notes to your images using our My Slides software
- Email images to your colleagues
- Create PowerPoint® presentations of slidesets you create
- Order CD-ROMs of your presentations





## Audience

**This indispensable resource is perfect for research, study, or teaching:**

- Physicians find images.MD indispensable for preparing lecture notes and presentations. Personalization can help create that specific PowerPoint® presentation for any lecture, class, or discussion group.
- Medical school, college, and university professors, as well as students, now have a comprehensive reference source providing a valuable aid for teaching, project assignments, and essays on many topics.
- Librarians find it easier to meet patrons' needs for medical image sourcing, self-learning initiatives, and continuing education courses.
- Researchers and medical professionals have access to a reliable source of information in an accessible format to aid their work.
- Nurses and nursing students find images.MD a useful source for presentations and projects.

## Contributors

A sample of the specialties and editors from images.MD are listed below. For a full subject list, go to <http://www.images.md>.

- Anesthesiology: **Ronald D. Miller**
- Cardiology: **Eugene Braunwald**
- Endocrinology: **Stanley G. Korenman**
- Gastroenterology: **Mark Feldman**
- Gynecology: **Morton A. Stenchever**
- Infectious Diseases: **Gerald L. Mandell**
- Oncology: **Maurie Markman**
- Ophthalmology: **Richard K. Parrish II**
- Nephrology: **Robert W. Schrier**
- Neurology: **Roger N. Rosenberg**
- Rheumatology: **Gene G. Hunder**

### Contact us:

**Within North America**  
 Customer Service, images.MD  
 400 Market Street, Suite 700  
 Philadelphia, PA 19106  
 United States of America

Tel: (800) 427-1796 or (215) 574-2266  
 Fax: (215) 574-2225  
[info@images.md](mailto:info@images.md)

**Outside North America**  
 Customer Service, BioMed Central Ltd  
 Middlesex House, 34-42 Cleveland Street  
 London W1T 4LB  
 United Kingdom

Tel: +44 (0) 20 7631 9131  
 Fax: +44 (0) 20 7631 9926  
[info@biomedcentral.com](mailto:info@biomedcentral.com)